









HRC SERIES Rail Croppers

The HRC-series hydraulic shear is used to efficiently cut tram, metro and railway tracks.

This tool can adjust to your needs, since it can be mounted on a 'normal' boom and a dipper boom.

It is equipped with a special Heavy Duty rotor that guarantees high reliability and durability, allowing easy positioning and accuracy.



RAIL CROPPERS			HRC-26R	HRC-42R
 Excavator class ¹	t		22 - 34	34 - 52
 Weight	kg		2680	4050
 Jaw opening	mm		225	240
 Working pressure	bar		350	350
 Oilflow	l/min		200 - 300	300 - 450
 Working pressure rotation	bar		190	190
 Oilflow rotation	l/min		35	35

¹ Recommended excavator / attachment combination

