









HDG-ZD SERIES Demolition & Sorting Grabs












DEMOLITION GRABS			HDG-8ZD	HDG-10ZD	HDG-15ZD	HDG-25ZD	HDG-42ZD
 Excavator class ¹	t		0.6 - 1	0.8 - 1.8	1 - 2.5	2.5 - 4	4 - 6
 Weight	kg		70	90	150	200	280
 Working pressure	bar		300	300	300	300	300
 Oilflow	l/min		15	20	25	35	40
 Shell width	mm		300	350	450	500	600
 Opening width	mm		600	770	800	1160	1400
 Height	mm		420	450	550	650	800
 Capacity	ltr		30	40	70	100	150
 Closing force	kN		6	7	15	20	23

DEMOLITION GRABS			HDG-46ZD	HDG-52ZD	HDG-62ZD	HDG-88ZD	HDG-110ZD
 Excavator class ¹	t		5 - 9	7 - 11	7 - 12	10 - 16	12 - 20
 Weight	kg		330	380	500	600	775
 Working pressure	bar		300	300	350	350	350
 Oilflow	l/min		50	50	90	100	120
 Shell width	mm		700	700	600	800	800
 Opening width	mm		1500	1500	1700	1750	1950
 Height	mm		820	820	950	950	1100
 Capacity	ltr		200	200	300	400	500
 Closing force	kN		24	24	30	35	46

¹ Recommended excavator / attachment combination





DEMOLITION GRABS			HDG-130ZD	HDG-150ZD	HDG-180ZD	HDG-210ZD	HDG-240ZD
 Excavator class ¹	t		13 - 20	15 - 20	16 - 25	17 - 28	20 - 28
 Weight	kg		785	800	1100	1200	1300
 Working pressure	bar		350	350	350	350	350
 Oilflow	l/min		120	120	150	160	170
 Shell width	mm		900	1000	900	1000	1200
 Opening width	mm		1950	1950	2100	2100	2100
 Height	mm		1100	1100	1200	1200	1200
 Capacity	ltr		600	700	750	800	850
 Closing force	kN		46	46	55	68	68

DEMOLITION GRABS			HDG-280ZD	HDG-310ZD	HDG-340ZD	HDG-380ZD	HDG-420ZD
 Excavator class ¹	t		23 - 30	25 - 38	25 - 38	28 - 40	30 - 50
 Weight	kg		1400	1620	1880	2180	2450
 Working pressure	bar		350	350	350	350	350
 Oilflow	l/min		170	170	180	200	200
 Shell width	mm		1200	1200	1200	1200	1360
 Opening width	mm		2250	2400	2250	2250	2250
 Height	mm		1250	1250	1250	1270	1270
 Capacity	ltr		900	950	900	1000	1100
 Closing force	kN		80	80	80	90	90

¹ Recommended excavator / attachment combination

